



PRECISION STONE DESIGN

Use this worksheet to complete a preliminary measurement of your solid surface and stone countertops and obtain an *estimate* of your project. The price of your countertop will vary depending on the surface type, color group, edge profile and design options. Your precise cost will be calculated once a Precision Stone Design measure tech completes a template in your home and compiles a final list of project options that you have selected.

Customer Name: John Smith Phone: 847-123-4567

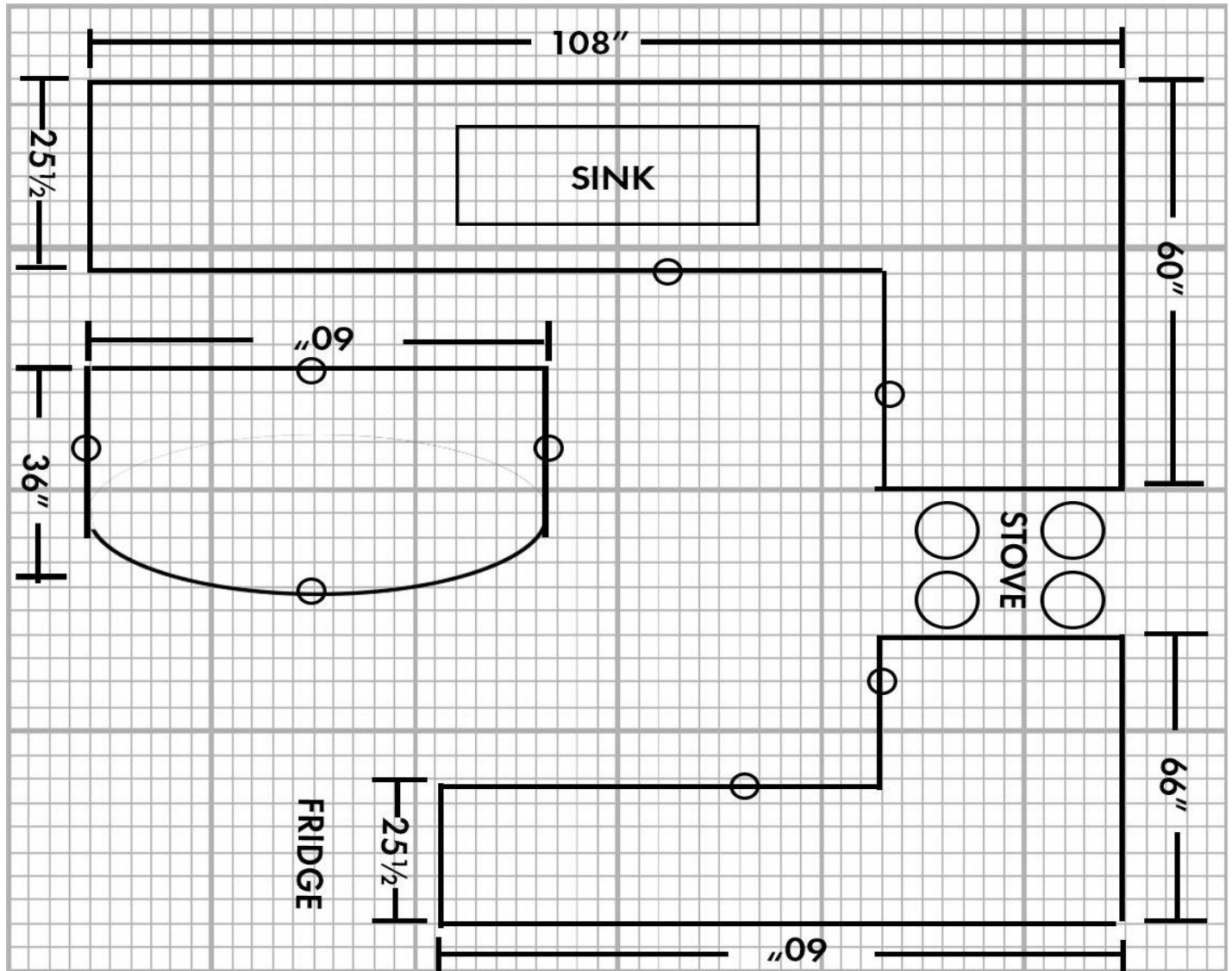
Step 1.

Surface Type: Granite Color Group: Black Edge Group: Eased Square Foot Retail Price: \$ 39.99

Surface Type: _____ Color Group: _____ Edge Group: _____ Square Foot Retail Price: \$ _____

Step 2. Draw a representation of your countertops in the grid below. (Refer to the reverse side of this sheet for examples of common layouts)

Step 3. Section your drawing into simple rectangles and squares, numbering them as 1, 2, 3, etc. Be sure to include any islands, bar tops, peninsulas and backsplashes, labeling them as separate sections.



Step 4. Compute Square Footage.

Measure each countertop section and record the length and depth dimensions of the sections (in inches, rounded to the nearest inch).

Compute the area of each section.

Add all the sections (1-8) together to calculate the total square inches.

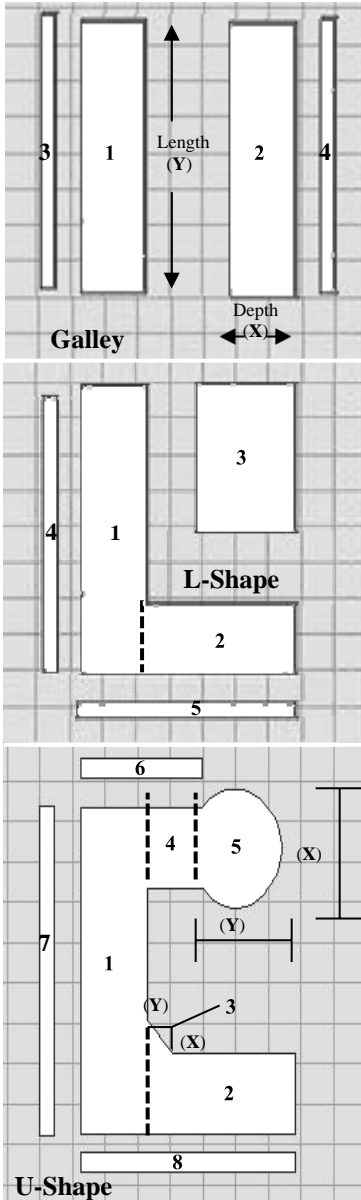
Divide the total square inches by 144 to get the total square feet.

Step 5. Estimate the Countertop Price by multiplying the total square feet by the Square Foot Retail price.

Countertop Sections				
Length"	x	Depth"	=	Area
1	x		=	
2	x		=	
3	x		=	
4	x		=	
5	x		=	
6	x		=	
7	x		=	
8	x		=	
Total Square Inches:				
			÷	144
= Total Square Feet:				
x Square Foot Retail Price: \$				
= Estimated Basic Price: \$				


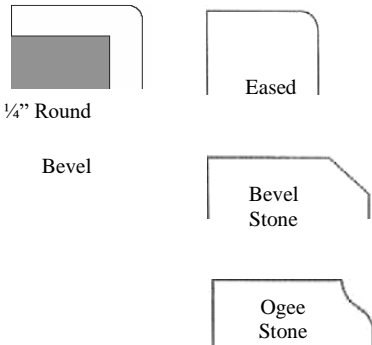
Bring this worksheet to The Home Depot store to review your project with a Kitchen Designer.

Sample Kitchen Configurations



U-Shape

Common Edges



Precision Stone Design measures includes the following in the Basic Price of a Countertop:

- x In home inspection to verify the layout, measurements, special installation requirements and template
- x Radius Corners/End larger than 3/4"
- x Drilling of up to 4 faucet holes
- x Cutout for one sink or cooktop (unpolished top mount)

Project Options:

(Available at an Additional Cost)

- x Delivery and normal installation of the countertop
- x Cutout for one sink or cooktop (unpolished top mount)
- x Additional faucet holes
- x Outlet cutouts
- x Integral bowl or undermount sinks
- x Removal of existing countertops and haul away
- x Plumbing & Electrical Disconnect/Reconnect
- x Design and Functionality Options (e.g. drainboards, inlays, etc)

Installation You Can Trust.

• **Reliable**

On time, courteous, respectful Service Providers working for you.

• **Quality Work**

Expect licensed* and insured professionals who will get the job done right the first time.

• **Guaranteed**

Precision Stone Design will stand behind the service you receive.

• **Financing**

We offer several convenient, attractive financing options and will find the right one for you.***

* As required. ** Terms of guarantee may vary by service. See store for details.

*** Where available. Subject to credit approval.